

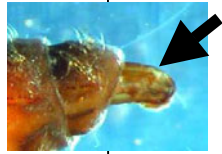
Quick guide to the MCI non-Chironomidae Diptera
By Brian J. Smith



CONTINUED

CONTINUED

Mouthhooks may be present or absent, & the head capsule exposed or retracted.



YES

Is the head capsule somewhat hardened & antennae well developed? The head capsule maybe retracted.

NO

YES

Do short lobes surround the spiracular disc?

NO

YES

Is the head capsule exposed, the body flattened & leathery with a posterior rosette of hairs?

YES

NO

NO

YES

NO

NO

YES

Is the respiratory tube long & thin, & \geq to the body length?

NO

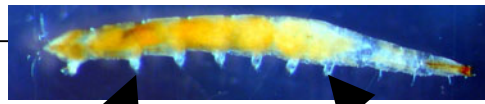
NO



posterior rosette of hairs



Stratiomyidae
MCI = 5



Empididae
MCI = 3





Tabanidae
MCI = 3



Do fleshy pseudopods circle the body, & is the head capsule retracted, & the antennae well developed



Pelecorhynchidae
MCI = 9



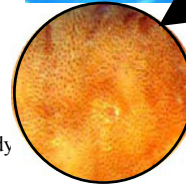
Sciomyzidae
MCI = 3



Syphridae
MCI = 1



Ephydriidae
MCI = 4



Is the entire body covered in prominent short setae or spinules?



Muscidae
MCI = 3