

# Steady state hydrogen peroxide concentrations across the Subtropical Convergence east of New Zealand

Steven A. Rusak, Luc E. Richard, Barrie M. Peake

Department of Chemistry, University of Otago, P.O. Box 56, Dunedin, New Zealand

William J. Cooper

Center for Marine Science, University of North Carolina at Wilmington, 28409, USA

**Abstract.** Hydrogen peroxide ( $H_2O_2$ ) is recognized as the most stable of the reactive oxygen species produced by sunlight-driven photochemical reactions in natural waters. To assess the influence of the Subtropical Convergence (STC) on levels of hydrogen peroxide, we determined the hydrogen peroxide concentrations in surface seawater along a transect east of New Zealand. Our results show that levels of hydrogen peroxide increase near the Subtropical convergence and seem to be correlated with variations in chlorophyll values

## Introduction

Hydrogen peroxide ( $H_2O_2$ ) is naturally formed in seawater as a result of several processes, including photochemical formation, biological production, and wet deposition. Concentrations of  $H_2O_2$  in open ocean water can reach up to 250 nM (Miller *et al.* 2005). Hydrogen peroxide is an important mediator of redox processes in natural waters (Cooper and Zika 1983). For example,  $H_2O_2$  can affect the fate of organic material and the bioavailability of nutrients (Cooper and Lean 1992; Scully *et al.* 1996). The Subtropical Convergence (STC) zone east of New Zealand is an area of dynamic biological and chemical activity. The objective of this work was to ascertain the influence of the Subtropical Convergence on  $H_2O_2$  concentrations in surface seawater.

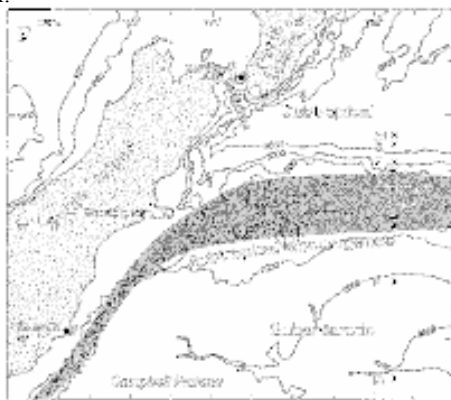


Figure 1. The Subtropical Convergence zone

## Hydrogen Peroxide Measurements

In late February 2005, hydrogen peroxide concentrations were measured in surface seawater east of New Zealand on a transect from 46°38'S to 41°10'S along the 178°30'E meridian, aboard the New Zealand National Institute of Water and Atmosphere (NIWA) research vessel R/V

*Tangaroa*. Hydrogen peroxide was measured using flow injection analysis with chemiluminescence detection (FIA-CL) (Miller *et al.* 2005). Chlorophyll measurements employed a Turner model 10-D digital fluorometer equipped with a chlorophyll-a filter set and a flow cell. Samples were collected from the ship's scientific seawater supply, which provided a continuous supply of surface seawater to the temperature controlled lab on the factory deck of the ship. Samples from greater depths were collected using 10 L General Oceanics Go-Flo bottles mounted on a standard CTD rosette.

## Results and Discussion

Concentrations of  $H_2O_2$  in the surface seawater ranged from 43.9 nM to 138.5 nM (figure 2). The highest concentrations of  $H_2O_2$  were measured between 44° S and 45° S, in the vicinity of the Subtropical Convergence, where subantarctic water mixes with subtropical water. Average concentrations of  $H_2O_2$  were 78.9 nM in the convergence zone (n=31), 70.8 nM in subtropical water (n=30), and 68.4 nM in subantarctic water (n=27).

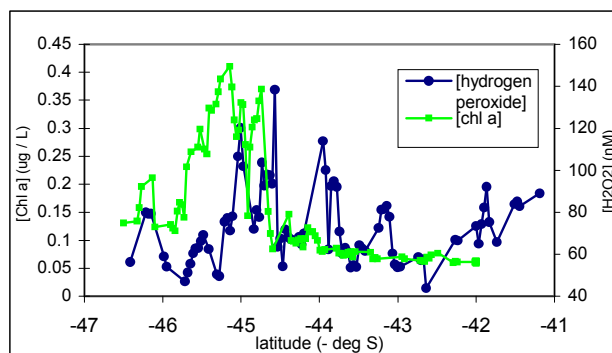
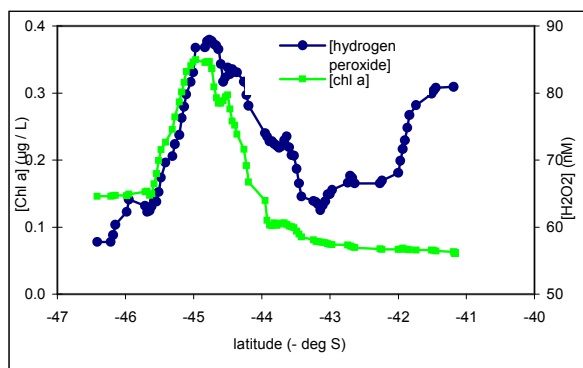
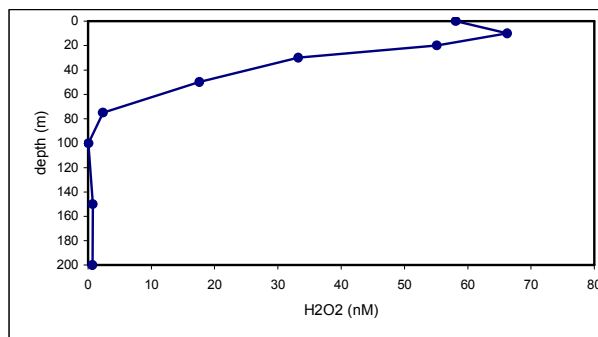


Figure 2. Concentrations of hydrogen peroxide and chlorophyll-a (Raw values) across the subtropical convergence (February 2005).

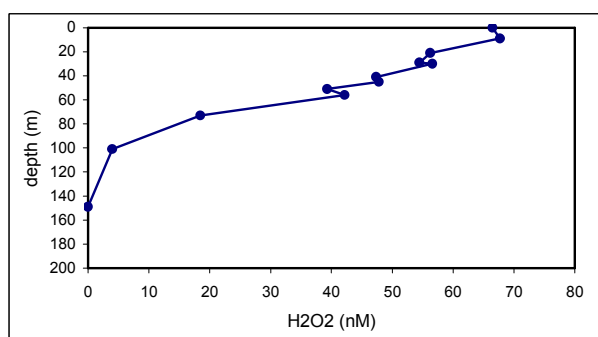
Maximum concentrations of both  $H_2O_2$  and chlorophyll-a were measured in the vicinity of the Subtropical Convergence at ~ 45°S (figure 3). Depth profiles of the hydrogen peroxide concentrations, collected at either end of the transect, show maximum  $H_2O_2$  concentrations at ~ 10 m depth, and decreases in the concentration of  $H_2O_2$  at greater depths (figure 4 and 5).



**Figure 3.** Concentrations of hydrogen peroxide and chlorophyll-a (moving averages) across the subtropical convergence (February 2005). Hydrogen peroxide moving average has a period of 19 points. Chlorophyll-a moving average has a period of 9 points.



**Figure 4.** Hydrogen peroxide depth profile (southern mooring station) 0500 NZDST 25 February 2005.



**Figure 5.** Hydrogen peroxide depth profile (northern mooring station) 2330 NZDST 26 February 2005.

No relationship between time of day and hydrogen peroxide concentration (diel cycle) was observed during the voyage.

## Conclusions

Concentrations of hydrogen peroxide generally increased as the ship approached the Subtropical Convergence zone from the south, and then decreased as the ship moved north, away from the convergence zone. The variation in hydrogen peroxide concentrations appears to be correlated

to variations in chlorophyll concentrations along the transect. Elevated steady-state concentrations of hydrogen peroxide around the STC may be attributable to increases in biotic and/or abiotic formation of hydrogen peroxide in the STC area.

## Acknowledgements

This work was supported by the University of Otago and The New Zealand National Institute of Water and Atmospheric Research (NIWA). The captain and crew of the R/V Tangaroa provided invaluable assistance during the voyage.

## References

- Boyd, P., LaRoche, J., Gall, M., Frew, R. and McKay, R. M. L. (1999). "Role of iron, light, and silicate in controlling algal biomass in subantarctic waters SE of New Zealand." *Journal of Geophysical Research* 104(C6): 13395-13408.
- Cooper, W. J. and Lean, D. R. S. 1992. Hydrogen Peroxide Dynamics in Marine and Fresh Water Systems. *Encyclopedia of Earth System Science, Vol.2*, Academic Press, 527-535.
- Cooper, W. J., Moegling, J. K., Kieber, R. J. and Kiddle, J. J. 2000. A chemiluminescence method for the analysis of H<sub>2</sub>O<sub>2</sub> in natural waters. *Marine Chemistry*, 70, 191-200.
- Cooper, W. J. and Zika, R. G. 1983. Photochemical Formation of Hydrogen Peroxide in Surface and Ground Waters Exposed to Sunlight. *Science*, 220, 711-712.
- Cooper, W. J., Zika, R. G., Petasne, R. G. and Plane, J. M. C. 1988. Photochemical Formation of H<sub>2</sub>O<sub>2</sub> in Natural Waters Exposed to Sunlight. *Environmental Science and Technology*, 22(10), 1156-1160.
- Kaltenbach, M. S. and Arnold, M. A. 1992. Acridinium Ester Chemiluminescence: pH Dependent Hydrolysis of Reagents and Flow Injection Analysis of Hydrogen Peroxide and Glutamate. *Mikrochimica Acta*, 108, 205-219.
- Miller, G. W., Morgan, C. A., Kieber, D. J., King, D. W., Snow, J. A., Heikes, B. G., Mopper, K. and Kiddle, J. J. (2005). "Hydrogen Peroxide method Intercomparison study in seawater." *Marine Chemistry* 97: 4-13.
- McKenzie, R., Connor, B. and Bodeker, G. 1999. Increased Summertime UV Radiation in New Zealand in Response to Ozone Loss. *Science*, 285, 1709-1711.
- Miller, G., Morgan, C., Kieber, D., King, D.W., Snow, J., Heikes, B., Mopper, K., Kiddle, J. 2005. Hydrogen peroxide method intercomparison study in seawater. *Marine Chemistry*. 97(1-2), 4-13.
- Scully, N. M., McQueen, D. J., Lean, D. R. S. and Cooper, W. J. 1996. Hydrogen peroxide formation: The interaction of ultraviolet radiation and dissolved organic carbon in lake waters along a 43-75°N gradient. *Limnology and Oceanography*, 41(3), 540-548.